


Shareholding Pattern under Regulation 31 of SEBI (Listing Obligations and Disclosure Requirements) Regulations, 2015

1	Name of Listed Entity: The Indian Hume Pipe Company Limited
2	Scrip Code/Name of Scrip/Class of Security: 504741
3	Share Holding Pattern Filed under: Reg. 31(1)(a)/Reg. 31(1)(b)/Reg.31(1)(c)
	a. If under 31(1)(b) then indicate the report for Quarter ending : 31-03-2016
	b. If under 31(1)(c) then indicate date of allotment/extinguishment
4	Declaration: The Listed entity is required to submit the following declaration to the extent of submission of information:-

	Particulars	Yes*	No*
1	Whether the Listed Entity has issued any partly paid up shares?		No
2	Whether the Listed Entity has issued any Convertible Securities or Warrants?		No
3	Whether the Listed Entity has any shares against which depository receipts are issued?		No
4	Whether the Listed Entity has any shares in locked-in?		No
5	Whether any shares held by promoters are pledge or otherwise encumbered?		No


*** If the Listed Entity selects the option 'No' for the questions above, the columns for the partly paid up shares, Outstanding Convertible Securities/Warrants, depository receipts, locked-in shares, No of shares pledged or otherwise encumbered by promoters, as applicable, shall not be displayed at the time of dissemination on the Stock Exchange website. Also wherever there is 'No' declared by Listed Entity in above table the values will be considered as 'Zero' by default on submission of the format of holding of specified securities.**



The Indian Hume Pipe Company Limited

Table I - Summary Statement holding of specified securities as of 31-03-2016

Category	Category of shareholder	Number of shareholders	No. of fully paid up equity shares held	No. of Partly paid-up equity shares held	No. of shares underlying Depository Receipts	Total nos. shares held	Shareholding as a % of total no. of shares (calculated as per SCRR, 1957)	Number of Voting Rights held in each class of securities				No. of Shares Underlying Outstanding convertible securities (including Warrants)	Shareholding, as a % assuming full conversion of convertible securities (as a percentage of diluted share capital)	Number of Locked in shares		Number of Shares pledged or otherwise encumbered		Number of equity shares held in dematerialised form
								No of Voting Rights			Total as a % of (A+B+C)			No. (a)	As a % of total Shares held(b)	No. (a)	As a % of total Shares held(b)	
								Class eg: X	Class eg: y	Total								
(i)	(ii)	(iii)	(iv)	(v)	(vi)	(vii) = (iv)+(v)+ (vi)	(viii)As a % of (A+B+C2)	(ix)				(x)	(xi)= (vii)+(x) As a % of (A+B+C2)	(xii)		(xiii)		(xiv)
(A)	Promoter & Promoter Group	6	16937385	0	0	16937385	69.92	16937385	0	16937385	69.92	0	69.92	0	0.00	0	0	16937385
(B)	Public	11740	7286200	0	0	7286200	30.08	7286200	0	7286200	30.08	0	30.08	0	0.00	0	0	6692170
(C)	Non Promoter - Non Public			0	0	0	0.00	0	0	0	0.00	0	0.00	0	0.00	0	0	0
(C1)	Shares Underlying DRs	0	0	0	0	0	0.00	0	0	0	0.00	0	0.00	0	0.00	0	0	0
(C2)	Shares Held By Employee Trust	0	0	0	0	0	0.00	0	0	0	0.00	0	0.00	0	0.00	0	0	0
	Total	11746	24223585	0	0	24223585	100.00	0	0	0	100.00	0	100.00	0	0.00	0	0	23629555



The Indian Hume Pipe Company Limited


Table II - Statement showing shareholding pattern of the Promoter and Promoter Group as of 31-03-2016

Category	Category & Name of the shareholders	PAN	Nos. of shareholders	No. of fully paid up equity shares held	Partly paid-up equity shares held	No. of shares underlying Depository Receipts	Total nos. shares held	Shareholding % calculated as per SCRR, 1957 As a % of (A+B+C2)	Number of Voting Rights held in each class of securities			No. of Shares Underlying Outstanding convertible securities (including Warrants)	Shareholding, as a % assuming full conversion of convertible securities (as a percentage of diluted share capital)	Number of Locked in shares		Number of Shares pledged or otherwise encumbered		Number of equity shares held in dematerialised form	
									No of Voting Rights					Total as a % of (A+B+C)	No. (a)	As a % of total Shares held(b)	No. (a)		As a % of total Shares held(b)
									Class eg: X	Class eg: y	Total								
	(I)	(II)	(III)	(IV)	(V)	(VI)	(VII) = (IV)+(V)+ (VI)	(VIII) As a % of (A+B+C2)	(IX)			(X)	(XI)= (VII)+(X) As a % of (A+B+C2)	(XII)		(XIII)		(XIV)	
1	Indian																		
(a)	Individuals / Hindu Undivided Family		3	447275	0	0	447275	1.85	447275	0	447275	1.85	0	1.85	0	0.00	0	0.00	447275
	Rajas R Doshi	AAGPD1299L	1	204575	0	0	204575	0.84	204575	0	204575	0.84	0	0.84	0	0.00	0	0.00	204575
	Jyoti R Doshi	AAEPD8402F	1	156665	0	0	156665	0.65	156665	0	156665	0.65	0	0.65	0	0.00	0	0.00	156665
	Mayur Rajas Doshi	AAJPD2774M	1	86035	0	0	86035	0.36	86035	0	86035	0.36	0	0.36	0	0.00	0	0.00	86035
(b)	Central Government / State Government(s)		0	0	0	0	0	0.00	0	0	0	0.00	0	0.00	0	0.00	0	0.00	0
(c)	Financial Institutions / Banks		0	0	0	0	0	0.00	0	0	0	0.00	0	0.00	0	0.00	0	0.00	0
(d)	Any Other (Specify)		2	16403240	0	0	16403240	67.72	16403240	0	16403240	67.72	0	67.72	0	0.00	0	0.00	16403240
	Bodies Corporate		2	16403240	0	0	16403240	67.72	16403240	0	16403240	67.72	0	67.72	0	0.00	0	0.00	16403240
	IHP Finvest Limited	AAACIS206P	1	15967080	0	0	15967080	65.92	15967080	0	15967080	65.92	0	65.92	0	0.00	0	0.00	15967080
	Ratanchand Investment Private Limited	AABCR1772J	1	436160	0	0	436160	1.80	436160	0	436160	1.80	0	1.80	0	0.00	0	0.00	436160
	Sub Total (A)(1)		5	16850515	0	0	16850515	69.56	16850515	0	16850515	69.56	0	69.56	0	0.00	0	0.00	16850515
2	Foreign																		
(a)	Individuals (Non-Resident Individuals / Foreign Individuals)		1	86870	0	0	86870	0.36	86870	0	86870	0.36	0	0.36	0	0.00	0	0.00	86870
	Aditya R Doshi	AADPD3108R	1	86870	0	0	86870	0.36	86870	0	86870	0.36	0	0.36	0	0.00	0	0.00	86870
(b)	Government		0	0	0	0	0	0.00	0	0	0	0.00	0	0.00	0	0.00	0	0.00	0
(c)	Institutions		0	0	0	0	0	0.00	0	0	0	0.00	0	0.00	0	0.00	0	0.00	0
(d)	Foreign Portfolio Investor		0	0	0	0	0	0.00	0	0	0	0.00	0	0.00	0	0.00	0	0.00	0
(e)	Any Other (Specify)		0	0	0	0	0	0.00	0	0	0	0.00	0	0.00	0	0.00	0	0.00	0
	Sub Total (A)(2)		1	86870	0	0	86870	0.36	86870	0	86870	0.36	0	0.36	0	0.00	0	0.00	86870
	Total Shareholding Of Promoter And Promoter Group (A)= (A)(1)+(A)(2)		6	16937385	0	0	16937385	69.92	16937385	0	16937385	69.92	0	69.92	0	0.00	0	0.00	16937385

Details of Shares which remain unclaimed may be given hear along with details such as number of shareholders, outstanding shares held in demat/unclaimed suspense account, voting rights which are frozen etc. - NIL

Note:

- (1) PAN would not be displayed on website of Stock Exchange(s)
- (2) The term 'Encumbrance' has the same meaning as assigned under regulation 28(3) of SEBI (Substantial Acquisition of Shares and Takeovers) Regulations, 2011.



The Indian Hume Pipe Company Limited

Table III - Statement showing shareholding pattern of the Public shareholder as of 31-03-2016

Category	Category & Name of the shareholders	PAN	Nos. of shareholders	No. of fully paid up equity shares held	Partly paid-up equity shares held	No. of shares underlying Depository Receipts	Total nos. shares held	Shareholding % calculated as per SCRR, 1957 As a % of (A+B+C2)	Number of Voting Rights held in each class of securities			No. of Shares Underlying Outstanding convertible securities (including Warrants)	Shareholding , as a % assuming full conversion of convertible securities (as a percentage of diluted share capital)	Number of Locked in shares		Number of Shares pledged or otherwise encumbered		Number of equity shares held in dematerialised form	
									No of Voting Rights		Total as a % of (A+B+C)			No. (a)	As a % of total Shares held(b)	No. (a)	As a % of total Shares held(b)		
	(i)	(ii)	(iii)	(iv)	(v)	(vi)	(vii) = (iv)+(v)+(vi)	(viii) As a % of (A+B+C2)	(ix)			(x)	(xi)= (vii)+(x) As a % of (A+B+C2)					(xii)	
1	Institutions																		
(a)	Mutual Fund		8	1173841	0	0	1173841	4.85	1173841	0	1173841	4.85	0	4.85	0	0.00	0	0.00	1173841
	L&T Mutual Fund Trustee Limited-L&T Business Cycles Fund	AAATC4460E		348665	0	0	348665	1.44	348665	0	348665	1.44	0	1.44	0	0.00	0	0.00	348665
(b)	Venture Capital Funds		0	0	0	0	0	0.00	0	0	0	0.00	0	0.00	0	0.00	0	0.00	0
(c)	Alternate Investment Funds		0	0	0	0	0	0.00	0	0	0	0.00	0	0.00	0	0.00	0	0.00	0
(d)	Foreign Venture Capital Investors		0	0	0	0	0	0.00	0	0	0	0.00	0	0.00	0	0.00	0	0.00	0
(e)	Foreign Portfolio Investor		0	0	0	0	0	0.00	0	0	0	0.00	0	0.00	0	0.00	0	0.00	0
(f)	Financial Institutions / Banks		9	45475	0	0	45475	0.19	45475	0	45475	0.19	0	0.19	0	0.00	0	0.00	31480
(g)	Insurance Companies		0	0	0	0	0	0.00	0	0	0	0.00	0	0.00	0	0.00	0	0.00	0
(h)	Provident Funds/ Pension Funds		0	0	0	0	0	0.00	0	0	0	0.00	0	0.00	0	0.00	0	0.00	0
(i)	Any Other (Specify)		0	0	0	0	0	0.00	0	0	0	0.00	0	0.00	0	0.00	0	0.00	0
	Sub Total (B)(1)		17	1219316	0	0	1219316	5.03	1219316	0	1219316	5.03	0	5.03	0	0.00	0	0.00	1205321
2	Central Government/ State Government(s)/ President of India																		
	Sub Total (B)(2)		0	0	0	0	0	0.00	0	0	0	0.00	0	0.00	0	0.00	0	0.00	0
3	Non-Institutions																		
(a)	Individuals				0	0									0		0	0.00	
	i. Individual shareholders holding nominal share capital up to Rs. 2 lakhs.		10898	4763813	0	0	4763813	19.67	4763813	0	4763813	19.67	0	19.67	0	0.00	0	0.00	4189183
	ii. Individual shareholders holding nominal share capital in excess of Rs. 2 lakhs.		0	0	0	0	0	0.00	0	0	0	0.00	0	0.00	0	0.00	0	0.00	0
(b)	NBFCs registered with RBI		0	0	0	0	0	0.00	0	0	0	0.00	0	0.00	0	0.00	0	0.00	0
(c)	Employee Trusts		0	0	0	0	0	0.00	0	0	0	0.00	0	0.00	0	0.00	0	0.00	0
(d)	Overseas Depositories(holding DRs) (balancing figure)		0	0	0	0	0	0.00	0	0	0	0.00	0	0.00	0	0.00	0	0.00	0
(e)	Any Other (Specify)		825	1303071	0	0	1303071	5.38	1303071	0	1303071	5.38	0	5.38	0	0.00	0	0.00	1297666
	Trusts		2	4300	0	0	4300	0.02	4300	0	4300	0.02	0	0.02	0	0.00	0	0.00	4300
	Hindu Undivided Family		341	217505	0	0	217505	0.90	217505	0	217505	0.90	0	0.90	0	0.00	0	0.00	217505
	Non Resident Indians (Non Repat)		52	40366	0	0	40366	0.17	40366	0	40366	0.17	0	0.17	0	0.00	0	0.00	40366
	Non Resident Indians (Repat)		142	77356	0	0	77356	0.32	77356	0	77356	0.32	0	0.32	0	0.00	0	0.00	77356
	Clearing Member		68	110021	0	0	110021	0.45	110021	0	110021	0.45	0	0.45	0	0.00	0	0.00	110021
	Bodies Corporate		220	853523	0	0	853523	3.52	853523	0	853523	3.52	0	3.52	0	0.00	0	0.00	848118
	Ymsh Management Consultants LLP	AABFY1991R		469283	0	0	469283	1.94	469283	0	469283	1.94	0	1.94	0	0.00	0	0.00	469283
	Sub Total (B)(3)		11723	6066884	0	0	6066884	25.05	6066884	0	6066884	25.05	0	25.05	0	0.00	0	0.00	5486849
	Total Public Shareholding (B)= (B)(1)+(B)(2)+(B)(3)		11740	7286200	0	0	7286200	30.08	7286200	0	7286200	30.08	0	30.08	0	0.00	0	0.00	6692170

Details of the shareholders acting as persons in Concert including their Shareholding (No. and %):

Details of Shares which remain unclaimed may be given hear along with details such as no. of shareholders, outstanding shares held in demat/unclaimed suspense account, voting rights which are frozen etc. - 171 shareholders holding 129715 shares in IHP Unclaimed Shares Suspense A/c.

No. of shareholders	No. of Shares
171	129715

Note:

(1) PAN would not be displayed on website of Stock Exchange(s).

(2) The above format needs to be disclosed along with the name of following persons: Institutions/Non Institutions holding more than 1% of total number of shares

(3) W.r.t. the information pertaining to Depository Receipts, the same may be disclosed in the respective columns to the extent information available and the balance to be disclosed as held by custodian.



The Indian Hume Pipe Company Limited

Table IV - Statement showing shareholding pattern of the Non Promoter- Non Public shareholder as of 31-03-2016


Category	Category & Name of the shareholders	PAN	Nos. of shareholders	No. of fully paid up equity shares held	Partly paid-up equity shares held	No. of shares underlying Depository Receipts	Total nos. shares held	Shareholding % calculated as per SCRR, 1957 As a % of (A+B+C2)	Number of Voting Rights held in each class of securities			No. of Shares Underlying Outstanding convertible securities (including Warrants)	Shareholding, as a % assuming full conversion of convertible securities (as a percentage of diluted share capital)	Number of Locked in shares		Number of Shares pledged or otherwise encumbered		Number of equity shares held in dematerialised form	
									No of Voting Rights		Total as a % of (A+B+C)			No. (a)	As a % of total Shares held(b)	No. (a)	As a % of total Shares held(b)		
									Class eg: X	Class eg: y									Total
	(i)	(ii)	(iii)	(iv)	(v)	(vi)	(vii) = (iv)+(v)+(vi)	(viii) As a % of (A+B+C2)	(ix)			(x)	(xi) = (vii)+(x) As a % of (A+B+C2)	(xii)		(xiii)		(xiv)	
1	Custodian/DR Holder		0	0	0	0	0	0.00	0	0	0	0.00	0	0.00	0	0.00	0	0.00	0
2	Employee Benefit Trust (under SEBI (Share based Employee Benefit) Regulations, 2014)		0	0	0	0	0	0.00	0	0	0	0.00	0	0.00	0	0.00	0	0.00	0
	Total Non-Promoter- Non Public Shareholding (C)= (C)(1)+(C)(2)		0	0	0	0	0	0.00	0	0	0	0.00	0	0.00	0	0.00	0	0.00	0

Note:

(1) PAN would not be displayed on website of Stock Exchange(s).

(2) The above format needs to disclose name of all holders holding more than 1% of total number of shares

(3) W.r.t. the information pertaining to Depository Receipts, the same may be disclosed in the respective columns to the extent information available



For The Indian Hume Pipe Co. Ltd.

S.M. Mandke
S.M. Mandke
 Company Secretary